









INFRASTRUCTURE AVAILABILITY

1st QUARTER 2026

		LIS	LIS	OPO	FAO	FNC	PDL
		PEAK	OFF PEAK				
	RUNWAY	● 100%	● 99,78%	● 100%	● 100%	● 100%	● 100%
	STANDS	● 100%	● 100%	● 100%	● 100%	● 100%	● 100%
	Departures	● 100%	● 100%	● 100%	● 100%	● 100%	● 100%
	Transfers	● 100%	● 100%				
	Arrivals	● 99,99%	● 99,99%	● 100%	● 100%	● 100%	● 100%
	HBS	● 99,97%	● 99,98%	● 99,99%	● 100%	● 99,99%	● 100%
	SSBD	● 99,86%	● 99,97%				
	CUPPS	● 100%	● 100%	● 100%	● 100%	● 100%	● 100%
	GO	● 100%	● 100%	● 100%	● 100%	● 100%	● 100%
	FIDS	● 100%	● 100%	● 100%	● 100%	● 100%	● 100%
	BOARDING BRIDGES	● 99,95%	● 99,97%	● 99,98%	● 99,90%		

INFRASTRUCTURE AVAILABILITY

1st QUARTER 2026

		LIS	LIS	OPO	FAO	FNC	PDL
		PEAK	OFF PEAK				
	BAGGAGE CLAIM						
	First baggage % baggage delivered in x minutes	● 90,31%	● 90,06%	● 91,52%	● 95,15%	● 97,77%	● 97,07%
	Last baggage % baggage delivered in x minutes	● 80,98%	● 85,06%	● 96,30%	● 97,16%	● 97,87%	● 95,99%
	HAND BAGGAGE & PASSENGER SECURITY CONTROL						
	% passengers processed in x min	● 91,63%	● 89,49%	● 99,60%	● 99,02%	● 97,41%	● 98,54%
	PEOPLE MOVERS						
	Escalators	● 99,08%	● 99,18%	● 99,99%	● 99,72%	● 98,35%	
	Travelators	● 99,57%	● 99,67%	● 99,99%	● 100%		
	Elevators	● 99,44%	● 99,53%	● 99,99%	● 99,76%	● 99,80%	● 100%